

# National Survey on DMC Practices and Accomplishments

## ***CJJ Ethnic and Cultural Diversity Committee***

*Findings presented by Brad Richardson, National DMC Coordinator Representative and Committee Member; Ashley Nellis, The Sentencing Project and Committee Members and Nancy Gannon Hornberger, CJJ Executive Director*

**Coalition for Juvenile Justice Annual Spring Conference  
Joint Meeting of the Ethnic and Cultural Diversity  
Committee and the DMC Coordinators  
April 10, 2010**



# Description of the Survey Components & Respondents

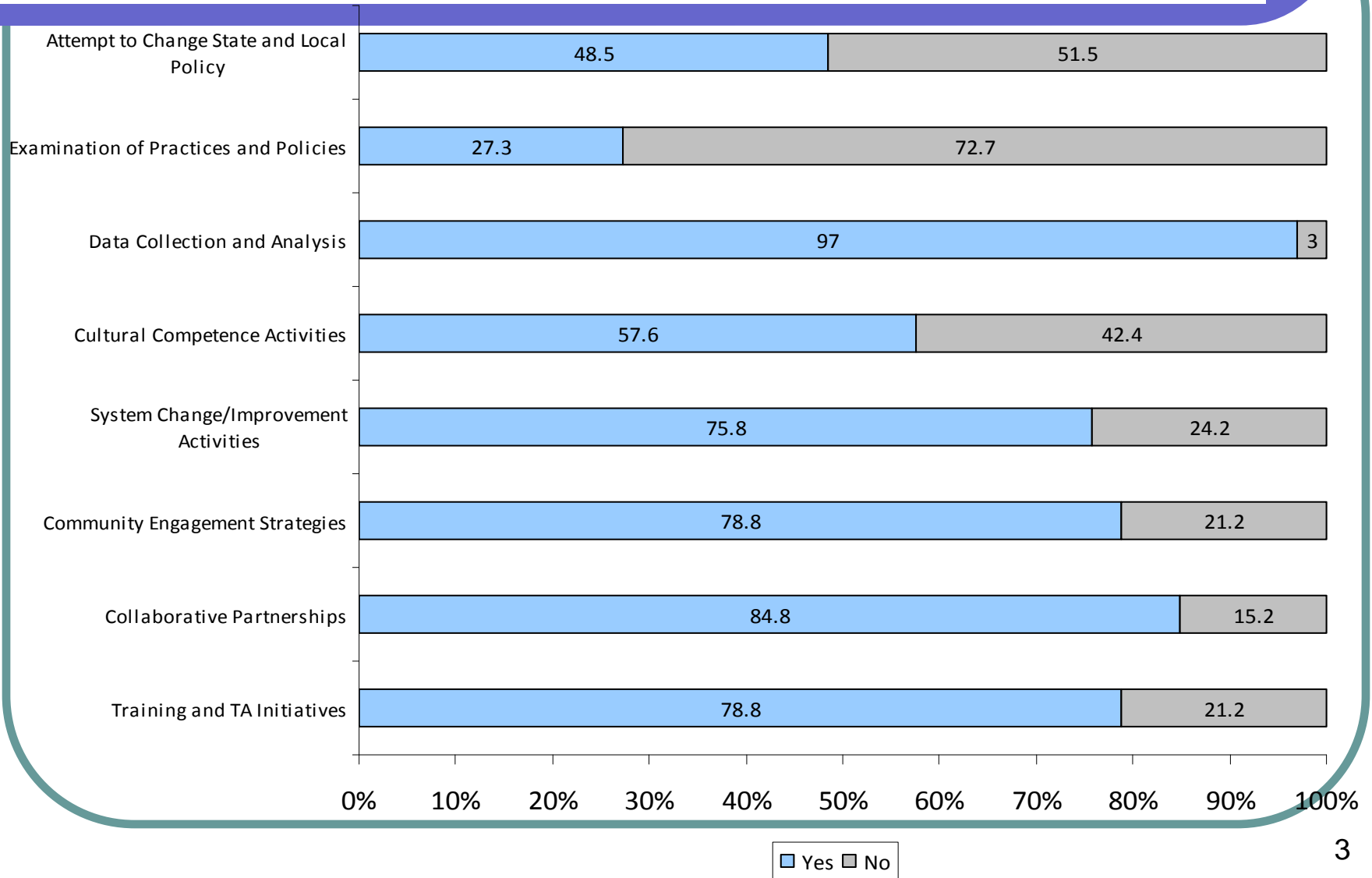
- Topics:

- Activities Engaged to Reduce DMC
- Resources: DMC Coordinators and Committees
- Funding Sources
- Assistance Needs
- Measuring Outcomes
- Successes and Remaining Challenges

Respondents:

- Web-based survey
- 33 responded, Winter 2008-2009
  - DMC Coordinators
  - SAG Members
  - JJ Specialists

## Approaches State/SAG Has Taken to Reduce DMC and Racial/Ethnic Disparities



## Engaging in Cultural Competence activities (n=19, 57.6%) is associated with engagement in other activities

- 16 (84.2%) also participated in training and TA
- 17 (89.5%) also formed collaborative partnerships
- 18 (94.7%) also participated in community engagement
- 19 (100%) also took steps to improve data collection & analysis
- 9 (47.3%) also examined whether seemingly race neutral practices or policies affect DMC
- 12 (63.2%) also made efforts to enact changes in state or local policy and/or administrative procedures

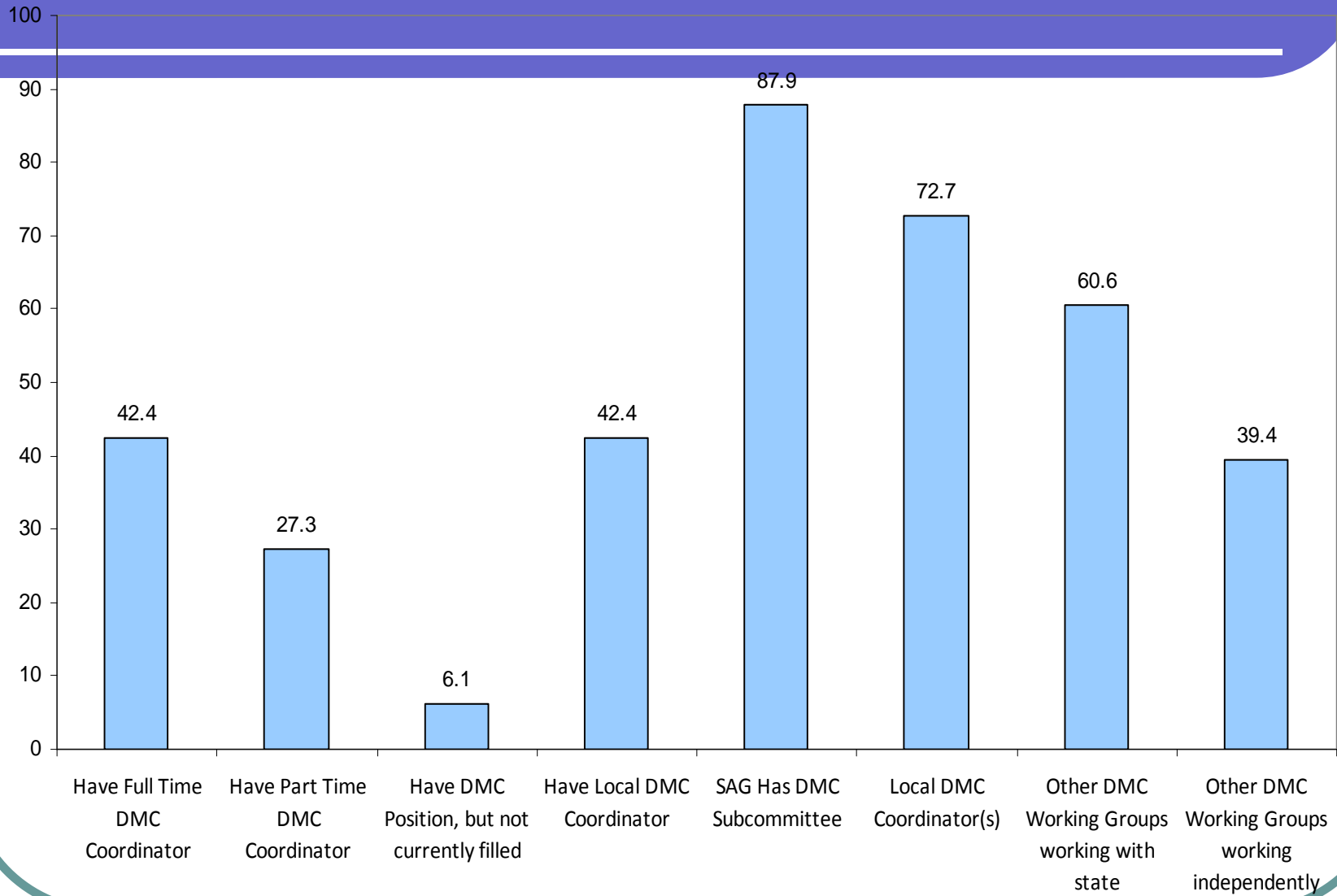
## Importance of DMC Coordinator for Engaging in DMC Reduction Activities

<b>Approaches Taken</b>	<b>State Has Full Time DMC Coordinator (n=14)</b>	<b>State Does not have Full Time DMC Coordinator* (n=15)</b>
Training and TA Initiatives	85.7%	80%
Collaborative Partnerships	100	73.3
Community Engagement Strategies	85.7	73.3
System Change/Improvement Activities	85.7	66.7
Cultural Competence Activities	71.4	53.3
Data Collection and Analysis	100	100
Examination of Practices and Policies	42.9	13.3
Attempt to Change State and Local Policy	57.1	40

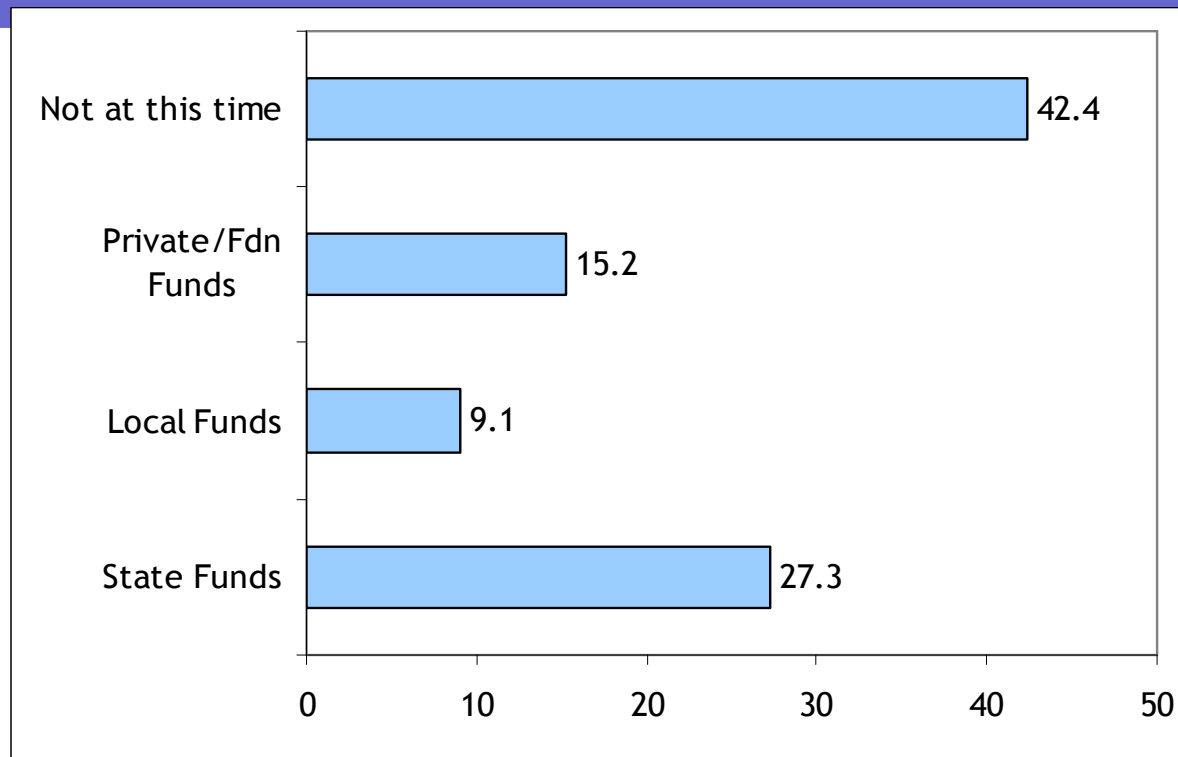
**Key Finding: Having a Full Time DMC Coordinator is Associated with Outcome Measures, Vision Statement and Achieving Measureable Results**

	Have Full Time DMC (n=14)	Do Not have Full Time DMC (n=15)*
Does your JJDP/State Plan have specific outcome measures for DMC reduction? (Yes)	71.4% (10/14)	50% (7/14)
Has your state/locality or SAG developed a vision statement expressing values and principles for addressing DMC? (Yes)	80% (8/10)	28.6% (2/7)
Has your state or jurisdiction achieved measureable results in DMC reduction? (Yes)	58.3% (7/12)	25% (2/8)

## DMC Resources



## Use of non-federal public or private monies in DMC reduction efforts



- 2 states use all three funding sources and 3 states use 2 funding sources; 5 states use one additional funding source
- 23 states report no other funding source aside from federal monies

## Policy Changes

*Does your state have statutory or other policy supports for DMC reduction (e.g., state legislation, Executive Orders, administrative procedures, etc.)?*

Yes	No
4 States	12 States

- 18 of 33 states (54.6%) mentioned that they could benefit from further assistance in addressing racial/ethnic disparities & DMC
- 21 of 33 states (63.7%) stated that they need more support (political will) from key governmental bodies, key system stakeholders, and decision-makers.

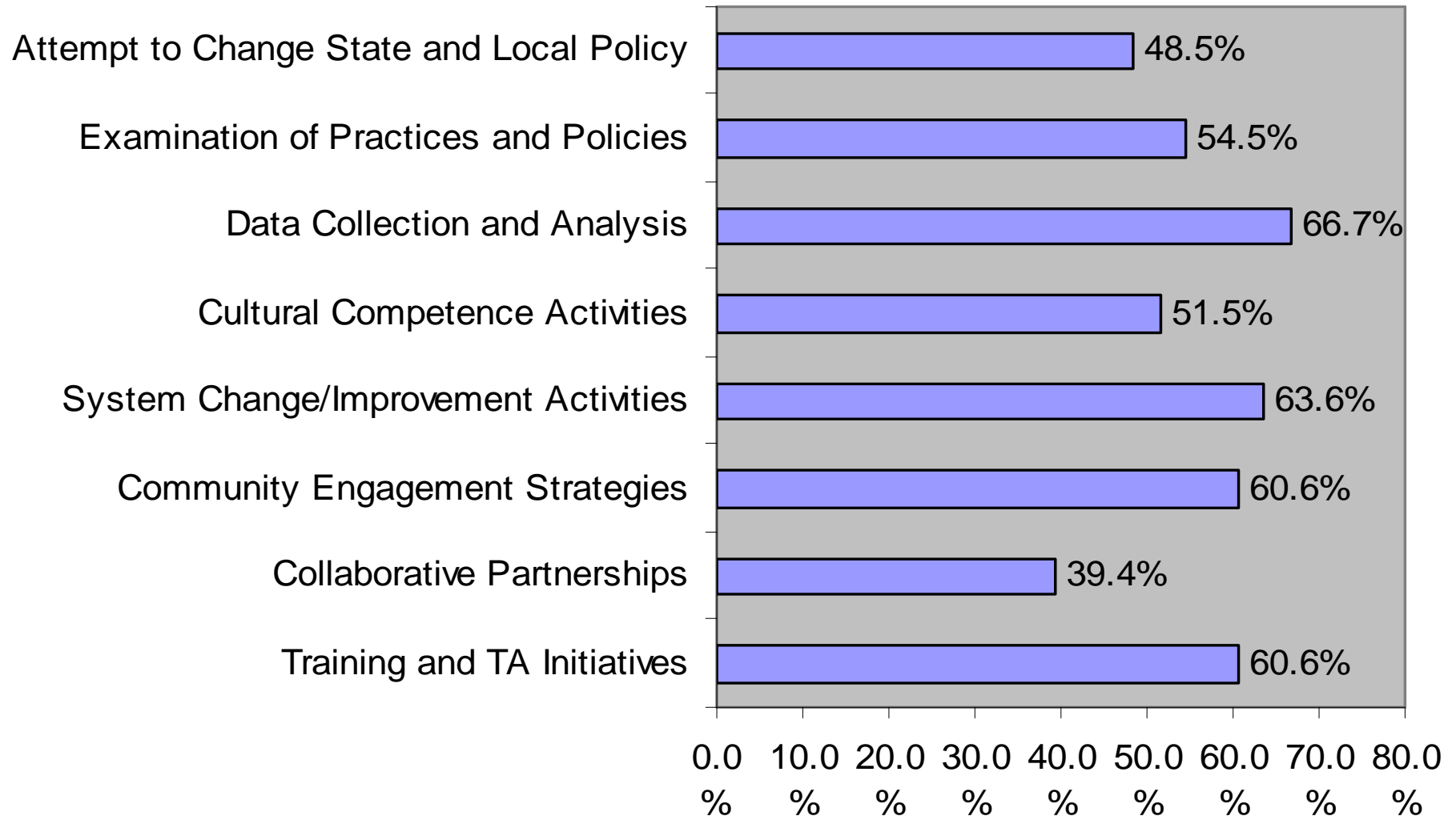
## Successes

- *List or briefly comment on areas where you believe your state/SAG has made some success or made significant progress in addressing DMC (\*recall that 9/20 (45%) of states reported measurable results)*
- *By order of regularity among responses -*
  1. Promoting awareness about DMC, educating policy makers and stakeholders
  2. Data collection improvements
  3. Collaboration between agencies/with community
  4. Diversion and reductions in average length of stay

## Challenges that Remain

<b>Challenges</b>	<b>Yes (n=33)</b>
Individuals responsible for DMC effort need more guidance, including best practices, training & TA	12 (36.4%)
Need to build greater awareness about what DMC is and why changes in practice and/or policy may be needed to reduce DMC	21 (63.6%)
Data sources are insufficient, making it difficult to demonstrate where disparities are	14 (42.4%)
Need more support/political will from key governmental bodies, key system stakeholders and decision-makers	18 (54.5%)
Need more resources (funds, training, personnel) to address DMC reduction	20 (60.6%)

## States/Sags Want Assistance in these Areas



## Reflections and Next Steps Discussion

### ***Possible discussion points:***

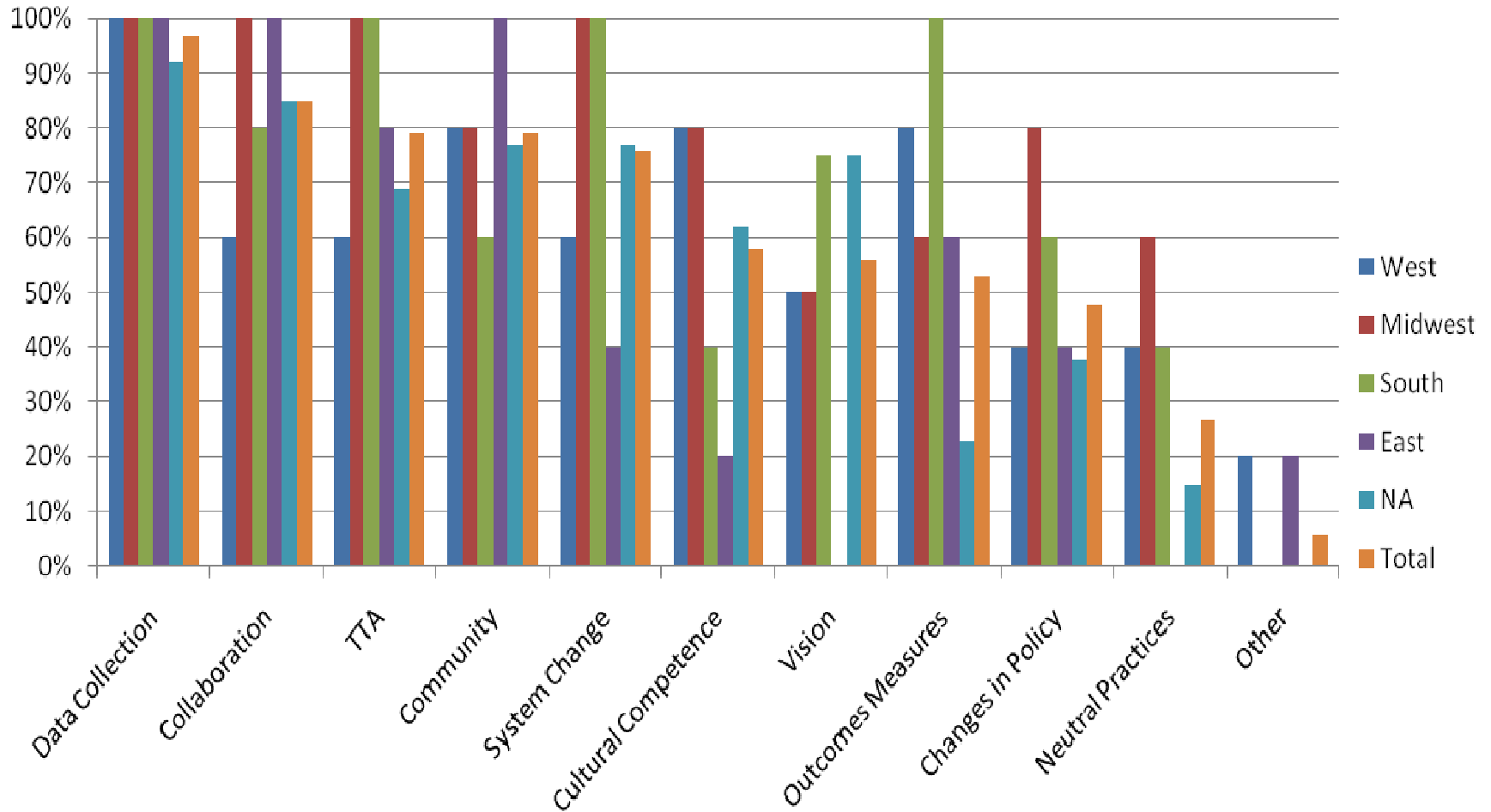
Do the findings seem consistent with your experiences in your state or not? ( approx 57% of jurisdictions responding).

Does the survey provide fuel for next steps by the DMC Coordinators and Ethnic and Cultural Diversity Committee? If so, how?

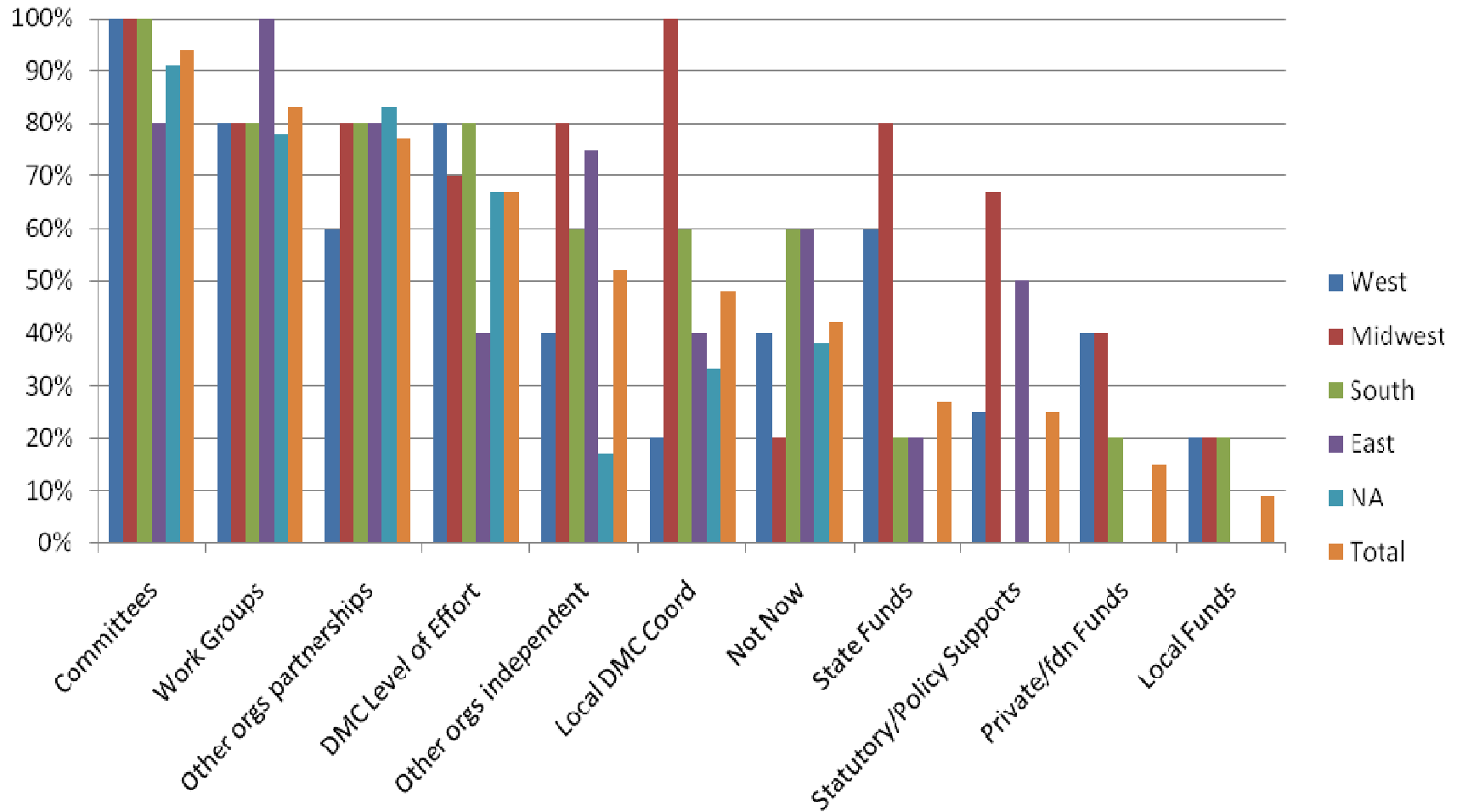
Given findings that suggest that states, SAGs and DMC Coordinators need more support/political will from key governmental bodies, key system stakeholders and decision-makers - what can/should CJJ do?

Given findings that states, SAGs and DMC Coordinators need more resources overall (funds, training, personnel) to address DMC reduction, what are our messages to federal partners and others?

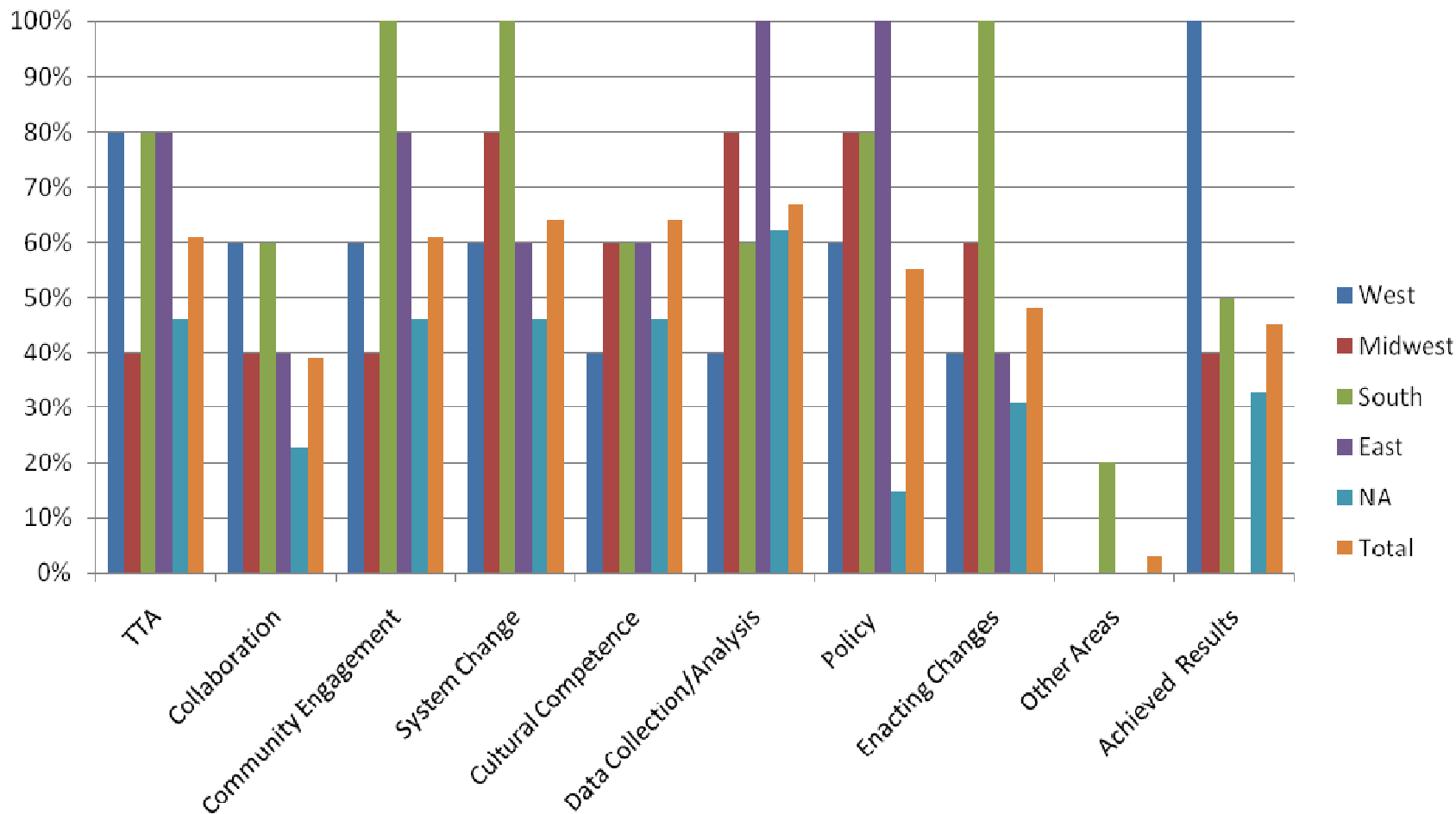
## State Activities By Region: % "Yes"



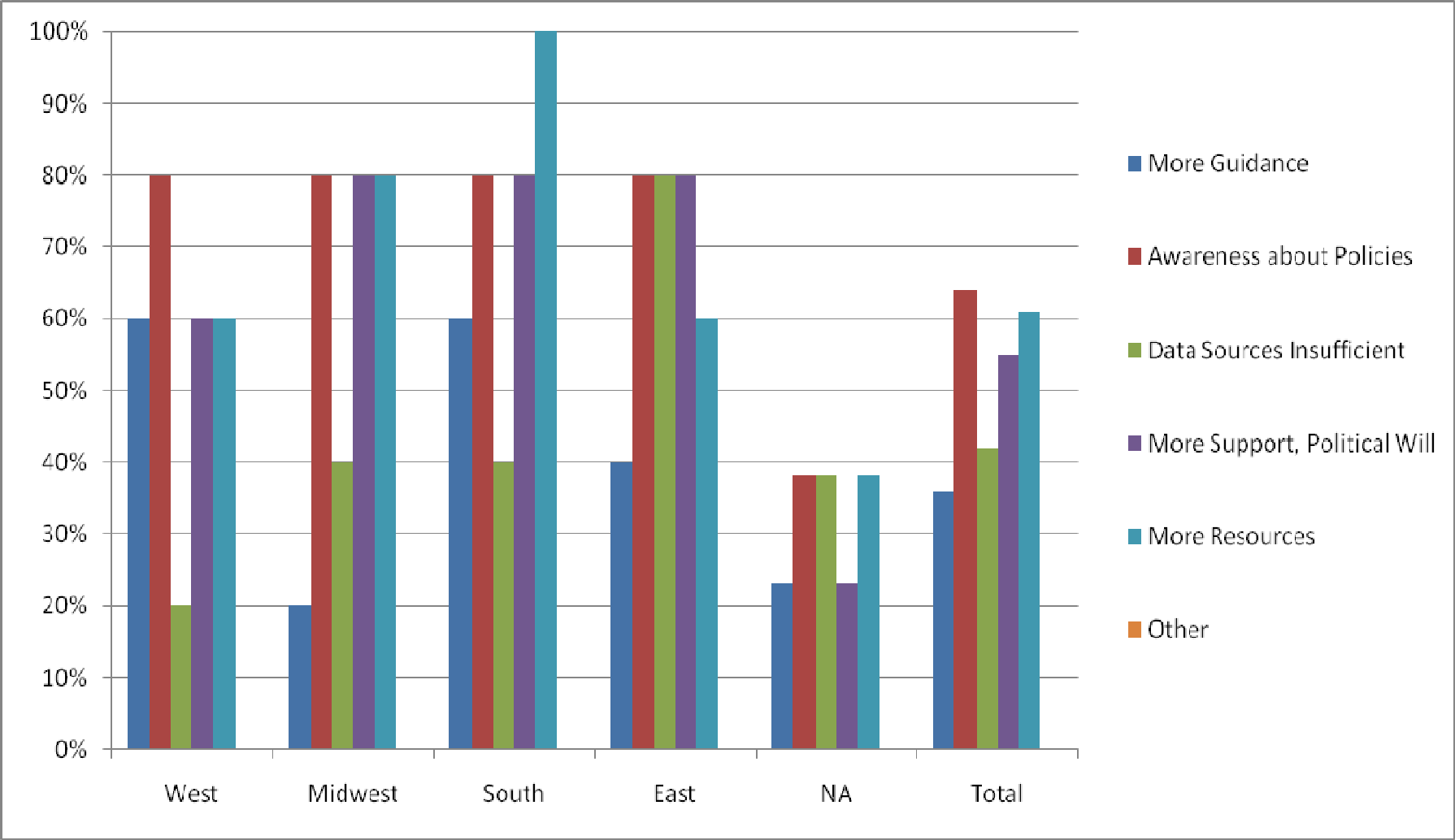
## State Characteristics By Region: % "Yes"



# Areas Assistance Would Benefit



# Greatest Challenges



**Thank you!**

**For more information, please contact the CJJ Ethnic and Cultural Diversity Committee**

- **Gina Wood, Committee Chair**
- **Brad Richardson, National DMC Coordinator Representative**

**Via [info@juvjustice.org](mailto:info@juvjustice.org)**